



Active Inductive Logic Programming for Code Search

Aishwarya Sivaraman, Tianyi Zhang, Guy Van den Broeck, Miryung Kim
University of California, Los Angeles



Tool and dataset: <https://github.com/AishwaryaSivaraman/ALICE-ILP-for-Code-Search>


Developers Often Search For Similar Code

- Bug fix [Kim *et al.*, 2006]
- API-related refactoring [Dig and Johnson, 2006]
- Optimization [Ahmad and Cheung, 2018]

Existing Code Search

- Internet code search engines [Krugle, S6, CodeGenie]
 - Lacks expressiveness and query refinement is tedious
- Clone detection techniques [CCFinder, Deckard]
 - Threshold metric insufficient to capture the abstract search intent
- Interactive template based code search [Critics]
 - Interaction is tedious


ALICE: Interactive Code Search via Active Inductive Logic Programming



Input: One code example

ALICE: Generates a query (a search pattern)



Output: Set of method locations that match the query




ALICE: Interactive Code Search via Active Inductive Logic Programming



Input: More labels




ALICE: Interactive Code Search via Active Inductive Logic Programming



Input: More labels

ALICE: Refines the initial query (search pattern)

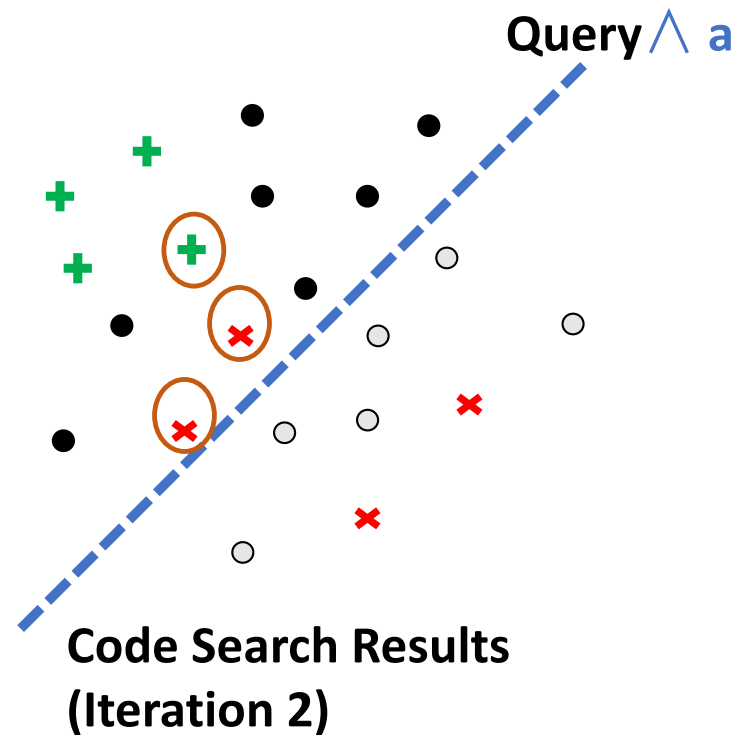
Output: A smaller set of method locations that match the new query



ALICE: Interactive Code Search via Active Inductive Logic Programming



Input: More labels




ALICE: Interactive Code Search via Active Inductive Logic Programming



Input: More labels

ALICE: Keep refining the query

Output: A smaller set of method locations that match the new query



Active Learning

- Obtaining labels is time consuming and expensive

Inductive Logic Programming

- Data as feature vectors cannot easily express the structure of code
- ILP: Positive examples + negative examples + background knowledge as rules

Represent Code as Logic Facts

Fact Predicate
if (ID, CONDITION)
loop (ID, CONDITION)
parent (ID, ID)
next (ID, ID)
methodCall (ID, NAME)
type (ID, NAME)
exception (ID, NAME)
methodDec (ID, NAME)

Represent Code as Logic Facts

Fact Predicate
if (ID, CONDITION)
loop (ID, CONDITION)
parent (ID, ID)
next (ID, ID)
methodCall (ID, NAME)
type (ID, NAME)
exception (ID, NAME)
methodDec (ID, NAME)

```
public void queryDB() {  
    try {  
        Connection con = DriverManager.getConnection(  
            "jdbc:mysql://localhost:3306/db","root","root");  
        Statement stmt = con.createStatement();  
        ResultSet rs = stmt.executeQuery("select * from emp");  
        while (rs.next()) {  
            System.out.println(rs.getInt(1));  
        }  
        con.close();  
    } catch (SQLException e) {  
        System.out.println(e);  
    }  
}
```



Extracted Logic Facts

methodDec (0, queryDB)

Represent Code as Logic Facts

Fact Predicate
if (ID, CONDITION)
loop (ID, CONDITION)
parent (ID, ID)
next (ID, ID)
methodCall (ID, NAME)
type (ID, NAME)
exception (ID, NAME)
methodDec (ID, NAME)

```
public void queryDB() {  
  try {  
    Connection con = DriverManager.getConnection(  
      "jdbc:mysql://localhost:3306/db","root","root");  
    Statement stmt = con.createStatement();  
    ResultSet rs = stmt.executeQuery("select * from emp");  
    while (rs.next()) {  
      System.out.println(rs.getInt(1));  
    }  
    con.close();  
  } catch (SQLException e) {  
    System.out.println(e);  
  }  
}
```



Extracted Logic Facts

```
methodDec (0, queryDB),  
type (1, Connection),  
parent (0, 1)
```

Represent Code as Logic Facts

Fact Predicate
if (ID, CONDITION)
loop (ID, CONDITION)
parent (ID, ID)
next (ID, ID)
methodCall (ID, NAME)
type (ID, NAME)
exception (ID, NAME)
methodDec (ID, NAME)

```
public void queryDB() {  
  try {  
    Connection con = DriverManager.getConnection(  
      "jdbc:mysql://localhost:3306/db","root","root");  
    Statement stmt = con.createStatement();  
    ResultSet rs = stmt.executeQuery("select * from emp");  
    while (rs.next()) {  
      System.out.println(rs.getInt(1));  
    }  
    con.close();  
  } catch (SQLException e) {  
    System.out.println(e);  
  }  
}
```



Extracted Logic Facts

```
methodDec (0, queryDB),  
type (1, Connection),  
parent (0, 1),  
methodCall(2, getConnection),  
parent (0, 2),  
next (2, 1)
```

Represent Code as Logic Facts

Fact Predicate
if (ID, CONDITION)
loop (ID, CONDITION)
parent (ID, ID)
next (ID, ID)
methodCall (ID, NAME)
type (ID, NAME)
exception (ID, NAME)
methodDec (ID, NAME)

```
public void queryDB() {  
  try {  
    Connection con = DriverManager.getConnection(  
      "jdbc:mysql://localhost:3306/db","root","root");  
    Statement stmt = con.createStatement();  
    ResultSet rs = stmt.executeQuery("select * from emp");  
    while (rs.next()) {  
      System.out.println(rs.getInt(1));  
    }  
    con.close();  
  } catch (SQLException e) {  
    System.out.println(e);  
  }  
}
```



Extracted Logic Facts

```
methodDec (0, queryDB),  
type (1, Connection),  
parent (0, 1),  
methodCall(2, getConnection),  
parent (0, 2),  
next (2, 1),  
...  
loop (7, "rs.next()"),  
methodCall (8, getInt),  
parent (7, 8),  
...  
exception (10, SQLException),  
parent (0, 10),  
...
```

Formulate a Search Query

- A user selects a code example and annotate important features.

```
public void queryDB() {  
    try {  
        Connection con = DriverManager.getConnection(  
            "jdbc:mysql://localhost:3306/db","root","root");  
        Statement stmt = con.createStatement();  
        ResultSet rs = stmt.executeQuery("select * from emp");  
        while (rs.next()) {  
            System.out.println(rs.getInt(1));  
        }  
        con.close();  
    } catch (SQLException e){  
        System.out.println(e);  
    }  
}
```

A code example with user annotations



```
methodDec (i0, m) ∧  
type (i1, ResultSet) ∧  
contains (i0, i1) ∧  
methodCall(i2, executeQuery) ∧  
contains (i0, i2) ∧  
looplike (i3, "*.next()") ∧  
contains (i0, i3)
```

search query

Logic-based Code Search

Search Query

```
methodDec (i0, m) ∧  
type (i1, ResultSet) ∧  
contains (i0, i1) ∧  
methodCall(i2, executeQuery) ∧  
contains (i0, i2) ∧  
looplike (i3, ".next()") ∧  
contains (i0, i3)
```



Fact Base



Rules

Rules
iflike (ID, regex) :- if (ID, cond), match (cond, regex)
looplike (ID, regex) :- loop (ID, cond), match (cond, regex)
contains (ID ₁ , ID ₂) :- parent (ID ₁ , ID ₂)
contains (ID ₁ , ID ₃) :- parent (ID ₁ , ID ₂), contains (ID ₂ , ID ₃)
before(ID ₁ , ID ₂) :- next(ID ₂ , ID ₁)
before(ID ₁ , ID ₃) :- next(ID ₂ , ID ₁), before(ID ₂ , ID ₃).

Costa et al., "The yap prolog system," Theory and Practice of Logic Programming, 2012

Logic-based Code Search

Search Query

```
methodDec (i0, m) ∧  
type (i1, ResultSet) ∧  
contains (i0, i1) ∧  
methodCall(i2, executeQuery) ∧  
contains (i0, i2) ∧  
looplike (i3, "*.next()") ∧  
contains (i0, i3)
```



Fact Base



+

Fact Rules




Matched Code

```
public void getUsername(String id) {  
    try {  
        ResultSet set = db.executeQuery(  
            "select name from users where id=" + id);  
        while (set.next()) { ... }  
    } catch (SQLException e) { ... }  
}  
  
public void queryDatabase() {  
    try {  
        ResultSet result = s.executeQuery("select * from customers");  
        while (result.next()) { ... }  
    } catch (SQLException e) { ... }  
}  
  
public List get() {  
    ResultSet set = stmt.executeQuery("select * from t");  
    List l = new List();  
    while (set.next()) { ... }  
    return l;  
}
```


and 32 other matched locations

Partial Feedback


```
public void getUsername(String id) {  
    try {  
        ResultSet set = db.executeQuery(  
            "select name from users where id=" + id);  
        while (set.next()) { ... }  
    } catch (SQLException e) { ... }  
}
```



```
public void queryDatabase() {  
    try {  
        ResultSet result = s.executeQuery("select * from customers");  
        while (result.next()) { ... }  
    } catch (SQLException e) { ... }  
}
```



```
public List get() {  
    ResultSet set = stmt.executeQuery("select * from t");  
    List l = new List();  
    while (set.next()) { ... }  
    return l;  
}
```




Search Query


```
methodDec (i0, m) ∧  
type (i1, ResultSet) ∧  
contains (i0, i1) ∧  
methodCall(i2, executeQuery) ∧  
contains (i0, i2) ∧  
looplike (i3, "*.next()") ∧  
contains (i0, i3)
```

Query Refinement via Active Learning


```
public void getUsername(String id) {  
  try {  
    ResultSet set = db.executeQuery(  
      "select name from users where id=" + id);  
    while (set.next()) { ... }  
  } catch (SQLException e) { ... }  
}
```



```
public void queryDatabase() {  
  try {  
    ResultSet result = s.executeQuery("select * from customers");  
    while (result.next()) { ... }  
  } catch (SQLException e) { ... }  
}
```



```
public List get() {  
  ResultSet set = stmt.executeQuery("select * from t");  
  List l = new List();  
  while (set.next()) { ... }  
  return l;  
}
```



Refined Query

```
methodDec (i0, m) ∧  
type (i1, ResultSet) ∧  
contains (i0, i1) ∧  
methodCall(i2, executeQuery) ∧  
contains (i0, i2) ∧  
looplike (i3, "*.next()") ∧  
contains (i0, i3)
```


Query Refinement Optimization

$$\text{Specialize}(h_{i-1}, P, N) = \underset{h_i}{\text{argmax}} \sum_{p \in P} [p \models h_i]$$


such that $h_i \models h_{i-1}$ and $\forall n \in N, n \not\models h_i$

Query Refinement via Active Learning


```
public void getUsername(String id) {  
  try {  
    ResultSet set = db.executeQuery(  
      "select name from users where id=" + id);  
    while (set.next()) { ... }  
  } catch (SQLException e) { ... }  
}
```



```
public void queryDatabase() {  
  try {  
    ResultSet result = s.executeQuery("select * from customers");  
    while (result.next()) { ... }  
  } catch (SQLException e) { ... }  
}
```



```
public List get() {  
  ResultSet set = stmt.executeQuery("select * from t");  
  List l = new List();  
  while (set.next()) { ... }  
  return l;  
}
```



Refined Query

```
methodDec (i0, m) ∧  
type (i1, ResultSet) ∧  
contains (i0, i1) ∧  
methodCall(i2, executeQuery) ∧  
contains (i0, i2) ∧  
looplike (i3, ".next()") ∧  
contains (i0, i3) ∧  
exception (i4, SQLException),  
contains (i0, i4)
```

Query Refinement Optimization



$$\text{Specialize}(h_{i-1}, P, N) = \underset{h_i}{\text{argmax}} \sum_{p \in P} [p \models h_i]$$

such that $h_i \models h_{i-1}$ and $\forall n \in N, n \not\models h_i$

How To Pick a Discriminatory Atom?

A code example with user annotations

```
public void queryDB() {  
    try {  
        Connection con = DriverManager.getConnection(  
            "jdbc:mysql://localhost:3306/db","root","root");  
        Statement stmt = con.createStatement();  
        ResultSet rs = stmt.executeQuery("select * from emp");  
        while (rs.next()) {  
            System.out.println(rs.getInt(1));  
        }  
        con.close();  
    } catch (SQLException e){  
        System.out.println(e);  
    }  
}
```

 User annotations
 Potential Candidate Features

Inductive Bias

1. *Feature Vector* considers source code has a flat structure
2. *Nested Structure* prioritizes code elements with containment relationship
3. *Sequential Code Order* prioritizes code elements with sequential ordering

A code example with user annotations

```
public void queryDB() {  
    try {  
        Connection con = DriverManager.getConnection(  
            "jdbc:mysql://localhost:3306/db","root","root");  
        Statement stmt = con.createStatement();  
        ResultSet rs = stmt.executeQuery("select * from emp");  
        while (rs.next()) {  
            System.out.println(rs.getInt(1));  
        }  
        con.close();  
    } catch (SQLException e){  
        System.out.println(e);  
    }  
}
```

Inductive Bias

1. *Feature Vector* considers source code has a flat structure
2. ***Nested Structure*** prioritizes code elements with containment relationship
3. *Sequential Code Order* prioritizes code elements with sequential ordering

A code example with user annotations

```
public void queryDB() {
    try {
        Connection con = DriverManager.getConnection(
            "jdbc:mysql://localhost:3306/db","root","root");
        Statement stmt = con.createStatement();
        ResultSet rs = stmt.executeQuery("select * from emp");
        while (rs.next()) {
            System.out.println(rs.getInt(1));
        }
        con.close();
    } catch (SQLException e){
        System.out.println(e);
    }
}
```

Inductive Bias

1. *Feature Vector* considers source code has a flat structure
2. *Nested Structure* prioritizes code elements with containment relationship
3. *Sequential Code Order* prioritizes code elements with sequential ordering

A code example with user annotations

```
public void queryDB() {  
    try {  
        Connection con = DriverManager.getConnection(  
            "jdbc:mysql://localhost:3306/db","root","root");  
        Statement stmt = con.createStatement();  
        ResultSet rs = stmt.executeQuery("select * from emp");  
        while (rs.next()) {  
            System.out.println(rs.getInt(1));  
        }  
        con.close();  
    } catch (SQLException e){  
        System.out.println(e);  
    }  
}
```


ALICE [Running]

File Edit Source Refactor Navigate Search Project Run Window Help

Quick Access

Package Explorer Plug-ins

- ALICE_FactExtractor Relational
- ALICE_Learner_Relational
- ALICE_Predicates
- ALICE_UI
- Arith
- biglambda
- NEW_JDT9801
- NEW_MOTIF16739
- OLD_JDT10610
- OLD_WIN3213515
- pheonix

DefaultCommentMapper.java

```

84     }
85     return index;
86 }
87
88
89 Comment[] getLeadingComments(ASTNode node) {
90     if (this.leadingPtr >= 0) {
91         int[] range = null;
92         for (int i=0; range==null && i<=this.leadingPtr; i++) {
93             if (this.leadingNodes[i] == node) range = this.leadingIndexes[i];
94         }
95
96         if (range != null) {
97             int length = range[1]-range[0]+1;
98             Comment[] leadComments = new Comment[length];
99             System.arraycopy(this.comments, range[0], leadComments, 0, length);
100            return leadComments;
101        }
102    }
103    return null;
104 }
105
106 Comment[] getLeadingCommentsAnomaly2(ASTNode node) {
107     if (this.leadingPtr >= 0) {

```

Problems Target Platform State Console Search ExampleView Log

Positive Exan	Negative Exa	File Path
<input type="checkbox"/>	<input type="checkbox"/>	/NEW_JDT9801/dom/org/eclipse/jdt/core/dom/DefaultCommentMapper.java
<input type="checkbox"/>	<input type="checkbox"/>	/NEW_JDT9801/search/org/eclipse/jdt/internal/core/search/matching/ConstructorPattern.java
<input checked="" type="checkbox"/>	<input type="checkbox"/>	/NEW_JDT9801/search/org/eclipse/jdt/internal/core/search/matching/MethodPattern.java
<input type="checkbox"/>	<input checked="" type="checkbox"/>	/NEW_JDT9801/compiler/org/eclipse/jdt/internal/compiler/parser/JavadocParser.java
<input type="checkbox"/>	<input type="checkbox"/>	/NEW_JDT9801/compiler/org/eclipse/jdt/internal/compiler/parser/Parser.java
<input type="checkbox"/>	<input type="checkbox"/>	/NEW_JDT9801/dom/org/eclipse/jdt/core/dom/DefaultCommentMapper.java
<input type="checkbox"/>	<input type="checkbox"/>	/NEW_JDT9801/dom/org/eclipse/jdt/core/dom/DefaultCommentMapper.java

6:19 PM

Evaluation



Simulation Experiments



A Comparison with Critics



A Case Study with Real Users

Evaluation



Simulation Experiments



A Comparison with Critics



A Case Study with Real Users



Simulation

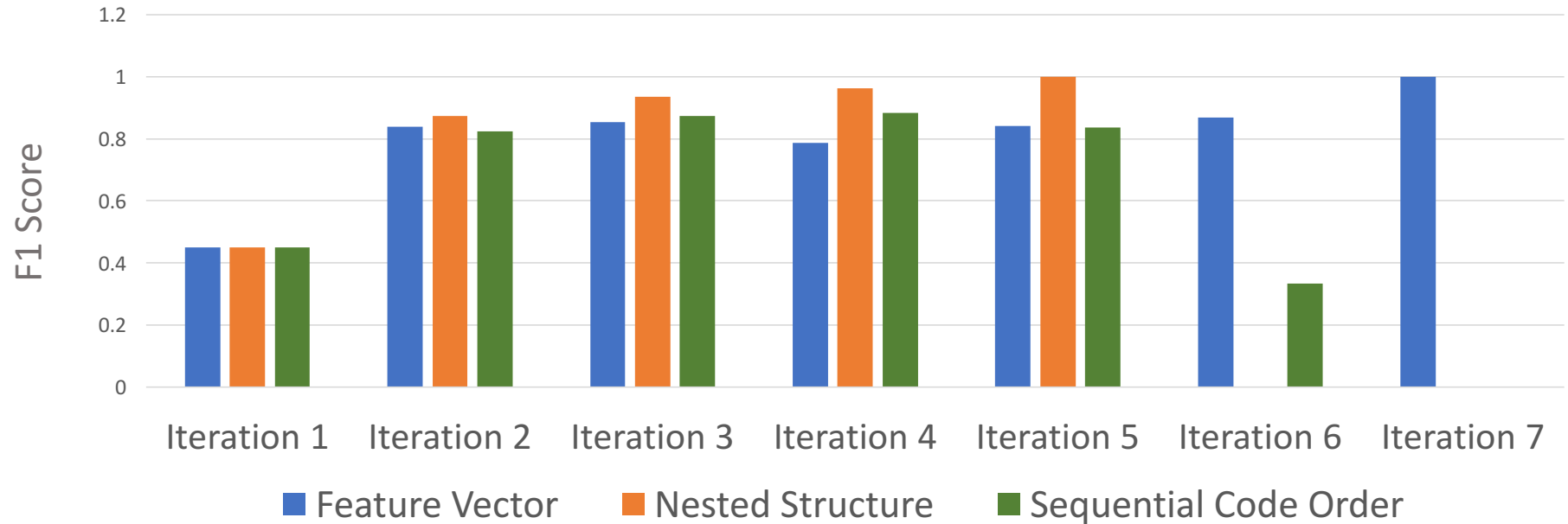
Experiment Benchmarks

- Similar locations to update [Meng *et al.*, 2013]
 - 14 groups of syntactically similar code fragments from Eclipse JDT and SWT
- Code optimization [Ahmad *et al.*, 2018]
 - 6 groups of similar programs that follow the same code pattern



(RQ1) Which inductive bias is effective?

- Nested structure bias is the most effective.



* Averaged over 10 runs.



(RQ2) How much does a user should annotate? Simulation

- **Method:** Randomly annotate important code elements in an example
- **Result:** Annotating more features increases precision but not recall.

	1 Feature	2 Features	3 Features	4 Features
Precision	0.16	0.47	0.68	0.80
Recall	0.91	0.86	0.80	0.78

* Averaged over 10 runs.



(RQ3) How many labels should a user provide?

- **Method:** Label randomly selected search results w.r.t. the ground truth.
- **Results:** Labeling three examples is optimal.

	2 Labels	3 Labels	4 Labels	5 Labels
Precision	1.0	1.0	1.0	1.0
Recall	1.0	0.88	0.81	0.75
# Iterations	7	6	5	5
# Total Labels	14	18	20	25

* Averaged over 10 runs.



(RQ4) What if a user makes mistakes?

- **Method:** Flip a label (e.g., positive -> negative) with a probability.
- **Result:** Report contradictory labels immediately and behave robustly when no inconsistencies are found.

	Error Rate		
	10%	20%	40%
Precision	1.0	1.0	1.0
Recall	0.95	0.90	0.93
% of Inconsistency feedback	33%	60%	54%

* Averaged over 10 runs.



Simulation

Overall Performance

- Simulate user behavior
 - Randomly select a code fragment in each group as a seed example
 - Randomly tag two important features
 - Randomly label three examples w.r.t. the ground truth
- 93% precision and 96% recall in 3 search iterations

* Averaged over 10 runs.

Evaluation



Simulation Experiment



Comparison with Critics



Case Study with Real Users



Comparison with Critics [Zhang et al., ICSE 2015]

- Critics supports interactive code search via template refinement.

```
try {  
    Connection con = DriverManager.getConnection(  
        "jdbc:mysql://localhost:3306/db","root","root");  
    Statement stmt = con.createStatement();  
    ResultSet rs = stmt.executeQuery("select * from emp");  
    while (rs.next()) {  
        System.out.println(rs.getInt(1));  
    }  
    con.close();  
} catch (SQLException e) {  
    System.out.println(e);  
}
```



```
try {  
    $EXCLUDE  
    Statement stmt = con.createStatement();  
    ResultSet rs = stmt.executeQuery("select * from emp");  
    while (rs.next()) {  
        System.out.println(rs.getInt(1));  
    }  
    $v0.close();  
} catch (SQLException e) {  
    System.out.println(e);  
}
```

A concrete code example

A search template



Comparison with Critics [Zhang et al., ICSE 2015]

- Critics supports interactive code search via template refinement.

```
try {  
    Connection con = DriverManager.getConnection(  
        "jdbc:mysql://localhost:3306/db","root","root");  
    Statement stmt = con.createStatement();  
    ResultSet rs = stmt.executeQuery("select * from emp");  
    while (rs.next()) {  
        System.out.println(rs.getInt(1));  
    }  
    con.close();  
} catch (SQLException e) {  
    System.out.println(e);  
}
```



```
try {  
    $EXCLUDE  
    $t1 $v1 = $v0.$m1();  
    ResultSet rs = $v1.executeQuery("select * from emp");  
    while (rs.next()) {  
        System.out.println(rs.getInt(1));  
    }  
    $v0.close();  
} catch (SQLException e) {  
    System.out.println(e);  
}
```

A concrete code example

A search template



Comparison with Critics [Zhang et al., ICSE 2015]

- Critics supports interactive code search via template refinement.

```
try {  
    Connection con = DriverManager.getConnection(  
        "jdbc:mysql://localhost:3306/db","root","root");  
    Statement stmt = con.createStatement();  
    ResultSet rs = stmt.executeQuery("select * from emp");  
    while (rs.next()) {  
        System.out.println(rs.getInt(1));  
    }  
    con.close();  
} catch (SQLException e) {  
    System.out.println(e);  
}
```



```
try {  
    $EXCLUDE  
    $t1 $v1 = $v0.$m1();  
    ResultSet $v2 = $v1.executeQuery($v3);  
    while ($v2.next()) {  
        System.out.println(rs.getInt(1));  
    }  
    $v0.close();  
} catch (SQLException e) {  
    System.out.println(e);  
}
```

A concrete code example

A search template



Comparison with Critics [Zhang et al., ICSE 2015]

- Critics supports interactive code search via template refinement.

```
try {  
    Connection con = DriverManager.getConnection(  
        "jdbc:mysql://localhost:3306/db","root","root");  
    Statement stmt = con.createStatement();  
    ResultSet rs = stmt.executeQuery("select * from emp");  
    while (rs.next()) {  
        System.out.println(rs.getInt(1));  
    }  
    con.close();  
} catch (SQLException e) {  
    System.out.println(e);  
}
```



```
try {  
    $EXCLUDE  
    $t1 $v1 = $v0.$m1();  
    ResultSet $v2 = $v1.executeQuery($v3);  
    while ($v2.next()) {  
        $EXCLUDE  
    }  
    $v0.close();  
} catch (SQLException $v4) {  
    $EXCLUDE  
}
```

A concrete code example

A search template



Comparison

Comparison with Critics

- ALICE achieves comparable or better accuracy with fewer iterations.

Group ID	ALICE			Critics		
	Precision	Recall	Iteration	Precision	Recall	Iteration
1	1.0	1.0	2	1.0	1.0	4
2	1.0	1.0	2	1.0	0.9	6
3	1.0	1.0	1	1.0	0.88	6
4	0.0	1.0	1	1.0	1.0	0
5	1.0	1.0	3	1.0	1.0	7
6	1.0	1.0	3	1.0	1.0	4
7	1.0	1.0	3	1.0	0.33	3
Average	0.86	1.0	2.1	1.0	0.87	4.3

Evaluation



Simulation Experiment



Comparison with Critics



Case Study with Real Users



Case Study: Eclipse SWT Revision 16379

- Recruit three graduate students to perform a code search task
- Participants can
 - easily recognize important features to annotate
 - distinguish positive and negative examples without much effort

Participant	#Examples	#Positives	#Negatives	Time Taken(s)
P1	8	1	1	20
P2	437	0	2	55
P3	8	1	0	25

Summary



- A novel learning based paradigm that lets ***users to express search intent*** via annotation and labelling.
- Our inductive bias ***eliminates tedious labelling effort*** by requiring a user to label a partial dataset.
- Our ***active learning*** engine enables an ***easy query refinement*** by leverage both positive and negative examples.
- A comprehensive simulation and a case study with real users indicate that ***interactivity pays off***.

Tool and dataset: <https://github.com/AishwaryaSivaraman/ALICE-ILP-for-Code-Search>

Q & A